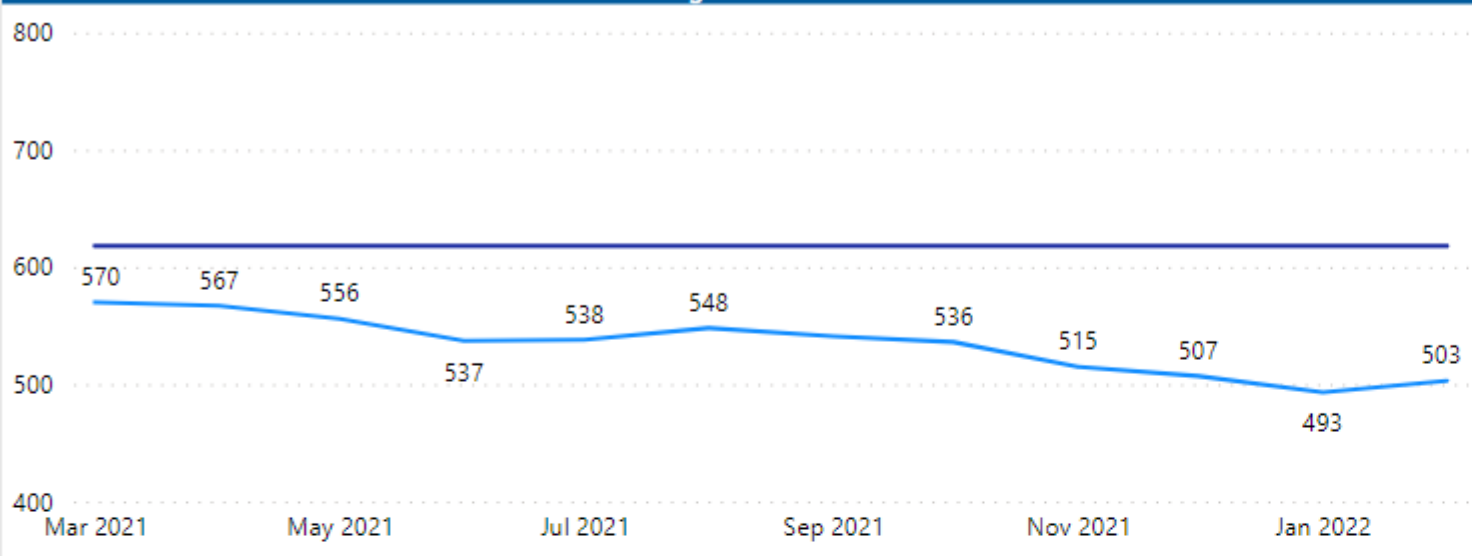


CP1. Number of children in care in Middlesbrough - Trend



Current Value Against Target

Green

Current Value Against Last Month

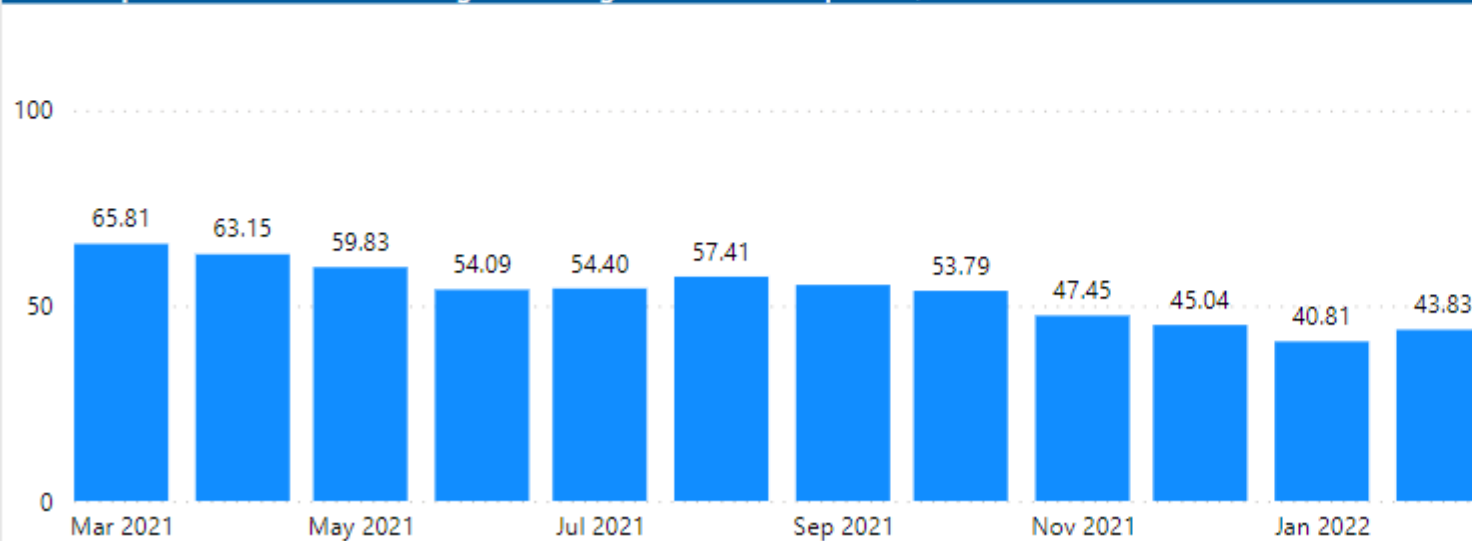
Amber

Numbers of children and young people open to Social Care, in particular CLA, have shown significant improvements since February 2021.

CLA numbers have vastly improved, dropping down below the 500 mark in Jan 2022, reaching 503 in Feb 2022 - a 2% increase prior to last month.

CLA Numbers are down 14.2% in comparison to the same point last year.

CP2. Gap between Middlesbrough and Regional CiC Rate per 10,000 - Trend



Current Value Against Target

Not Applicable/Awaiti... Data

Current Value Against Last Month

Red

The rate of Looked After Children per 10,000 has steadily declined since Feb 2021, recently reaching the lowest rate in 12 months in Jan 2022 at 40.81.

The rate increased from Jan to Feb 2022 by 7.4% - still a 33% decrease in comparison to the same point last year.

We remain above all external benchmarks, and have fallen below our 2020/21 outturn.

CP3. Ratio of children entering to leaving care - Trend

Date	Ratio
01/03/21	0.8:1
01/04/21	0.8:1
01/05/21	0.7:1
01/06/21	0.7:1
01/07/21	0.6:1
01/08/21	0.6:1
01/09/21	0.6:1
01/10/21	0.6:1
01/11/21	0.6:1
01/12/21	0.6:1
01/01/22	0.6:1
01/02/22	0.6:1

Current Value Against Last Month

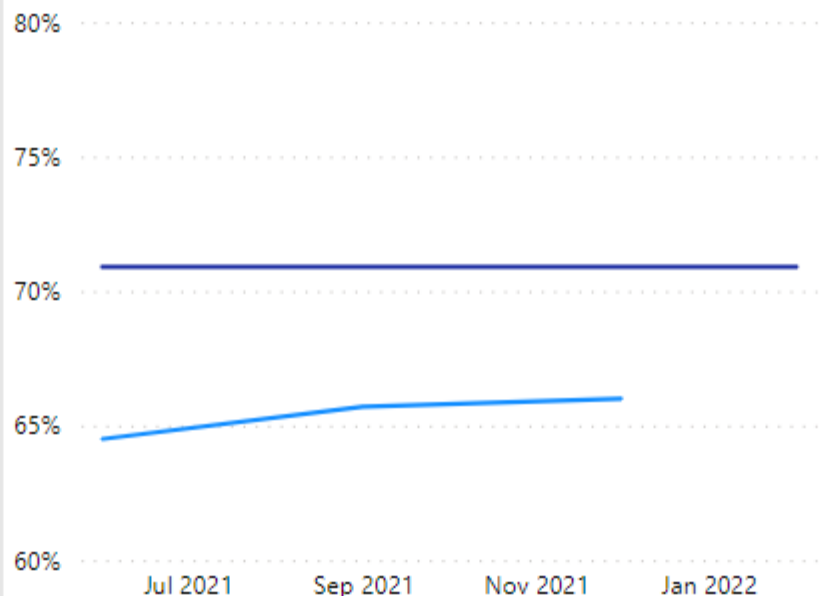
Amber

Current Value Against Target

Green

The numbers of children starting a period of care remains stable, while those ceasing a period of care is showing a decrease since June-21. This could be influenced by the decrease in overall numbers of CLA.

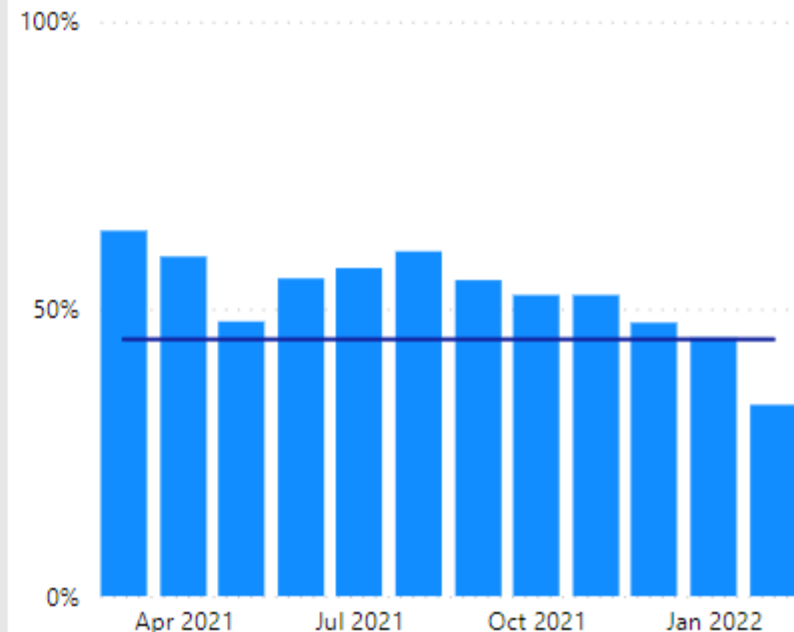
CP4. Proportion of total CS budget spent on CiC services - Trend



The proportion of total Children's Services budget spend on Children in Care services has remained relatively stable across recent quarters.

Previous quarters are not shown as CIC have had a change in budget structure and now have a significant area under Children's Care. Comparing to 12 months prior would not show true comparisons.

CP5. FTE Caseloads between 15-20 - Trend



Current Value Against Last Month

Red

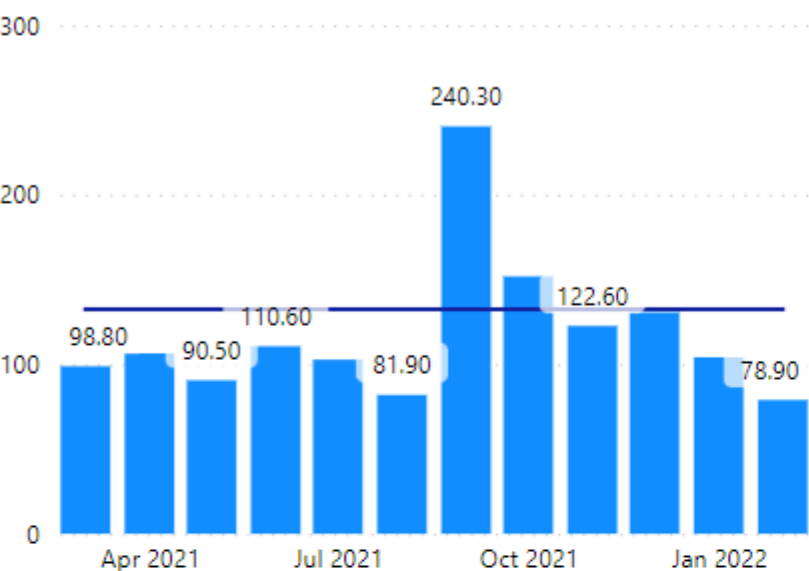
Current Value Against Target

Red

FTE Caseloads between 15-20 reveals the peak caseload % was in March-21 at 63.60% - 18.9% above the 2020/21 target.

The caseloads have decreased since Aug 2021, falling below the target in Feb-22 by 11.4%.

CP6. Average number of weeks children spend in care (Ceasing Care in Month) - Trend



Current Value Against Last Month

Green

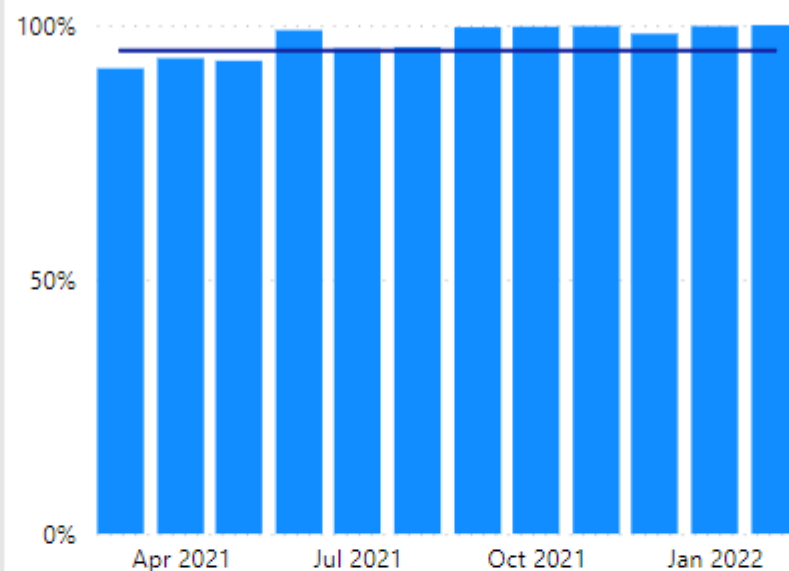
Current Value Against Target

Green

The average number of weeks children spend in care has maintained below the 2020-21 target in the last 12 months. Highlighting the positive turnaround for children in care. With the exception of Oct-21 and Sept-21, when the average peaked to 240.30.

In Feb 2022 the average number of weeks reached the lowest recorded in 12 months at 78.90.

CP7. % of CiC where plan of permanence has been ratified - Trend



Current Value Against Last Month

Amber

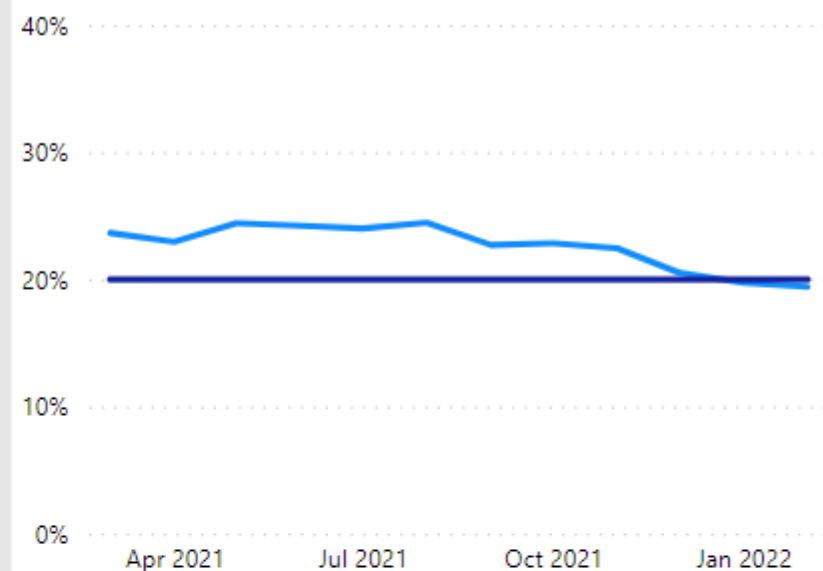
Current Value Against Target

Green

The % of children in care where a plan of permanence has been agreed has gradually increased month-on-month, exceeding the 2021-21 target in June-21. Since then, the % has stayed above the target, reaching 100% in Feb-2022.

This highlights that the timeliness of permanence agreements are significantly improving.

CP8. % of permanence arrangements resulting in SGO - Trend



Current Value Against Last Month

Amber

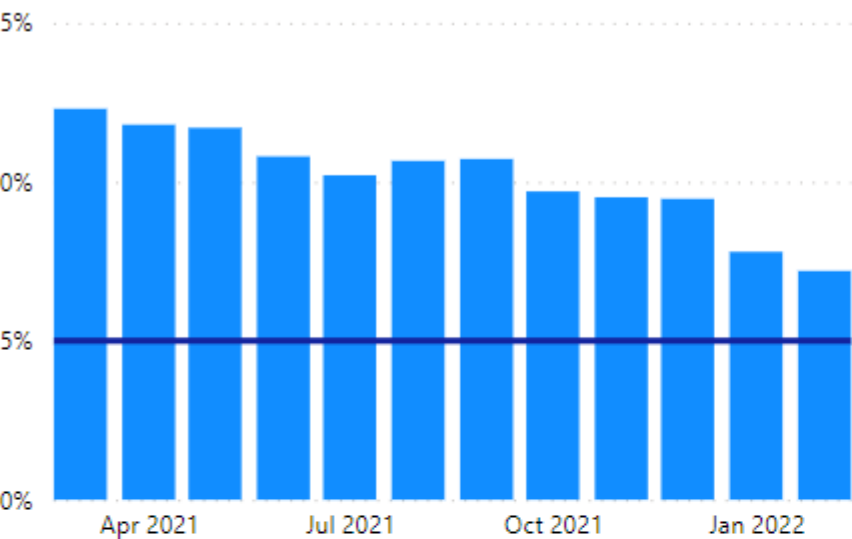
Current Value Against Target

Red

The % of permanence arrangements resulting in SGO is above the 2020-21 target, 20%, across all recorded months until Jan-2022 when the % dropped to 19.75%.

In Feb 2022 the % decreased to 19.42%, falling below the 2020/21 target - 20%.

CP9. % of CiC placed with parents on care orders at home - Trend



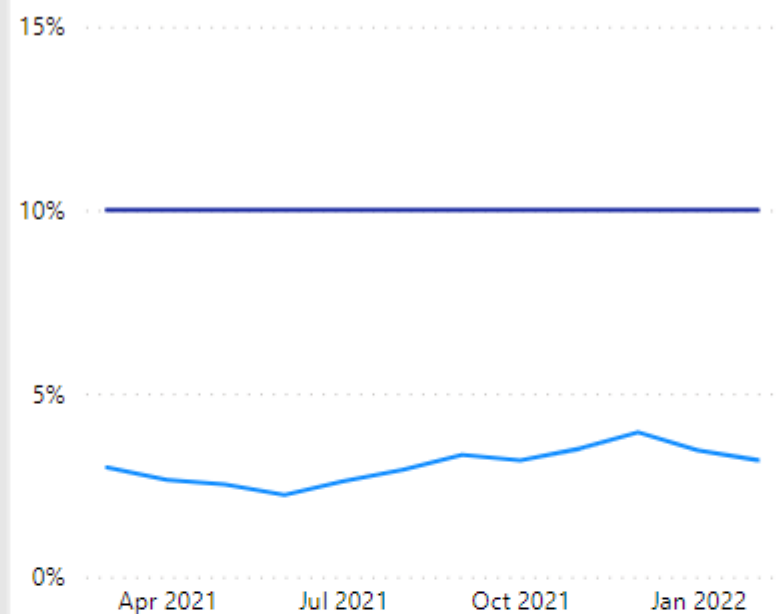
Current Value Against Last Month
Green

Current Value Against Target
Red

The number of Children in Care placed with parents on care orders at home exceeds the 2020/21 target across all months.

In recent months the % has slowly declined, reaching the lowest recorded in Feb 2022 at 7.20% - a 41% decrease in comparison to 12 months previous.

CP10. % of CiC secured in adoptive placements



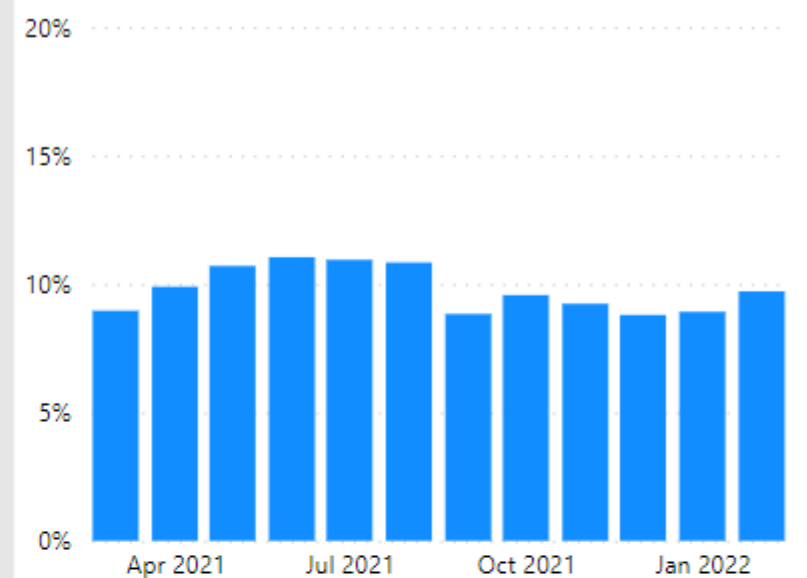
Current Value Against Last Month
Red

Current Value Against Target
Red

The number of children that secured an adoptive placement remains below the 2020/21 target, 10%, across all recorded months.

In Feb 2022 the % reached 3.18%, a 0.2% increase in comparison to 12 months prior.

CP10.1 % of children who ceased to be looked after in the period, who were adopted - Trend



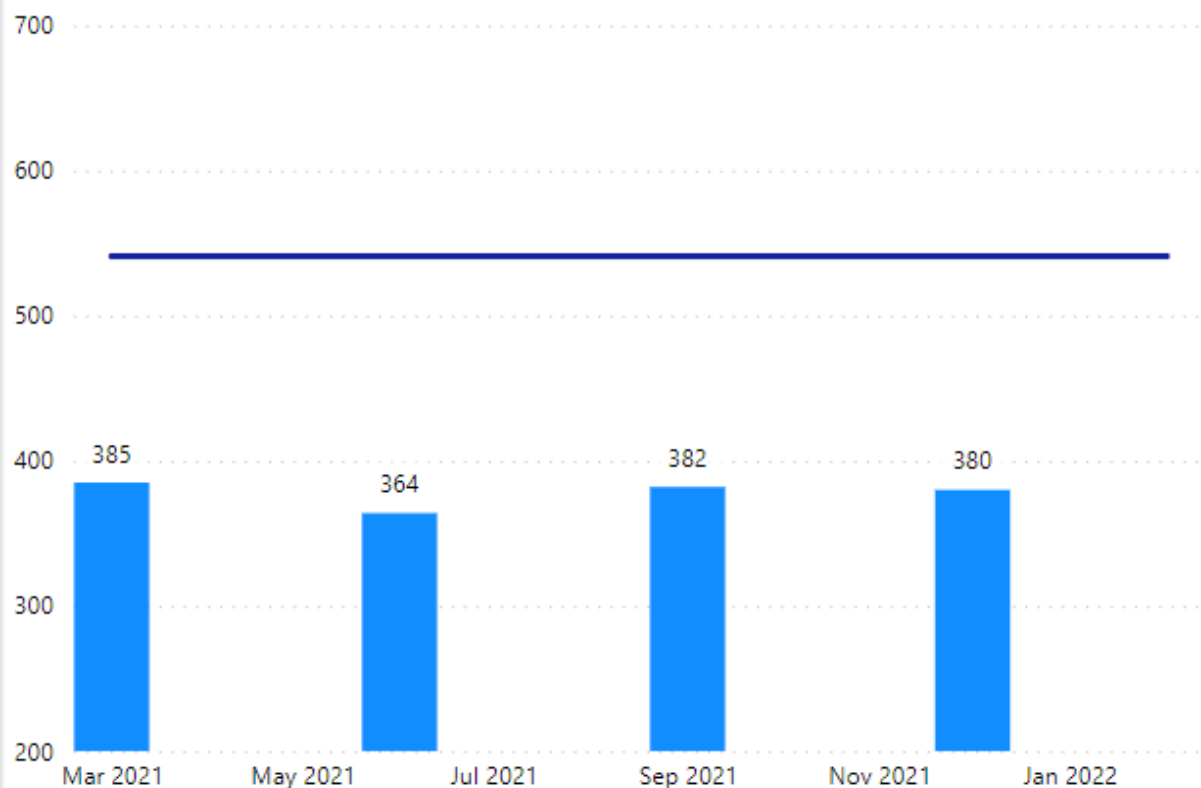
Current Value Against Last Month
Green

Current Value Against Target
Not Applicable/Awaitin...

The % of children who ceased to be looked after during the period, who were adopted has remained relatively stable across the last 12 months.

In Feb 2022 the % reached 9.71%, an increase in comparison to last month and the same point last year.

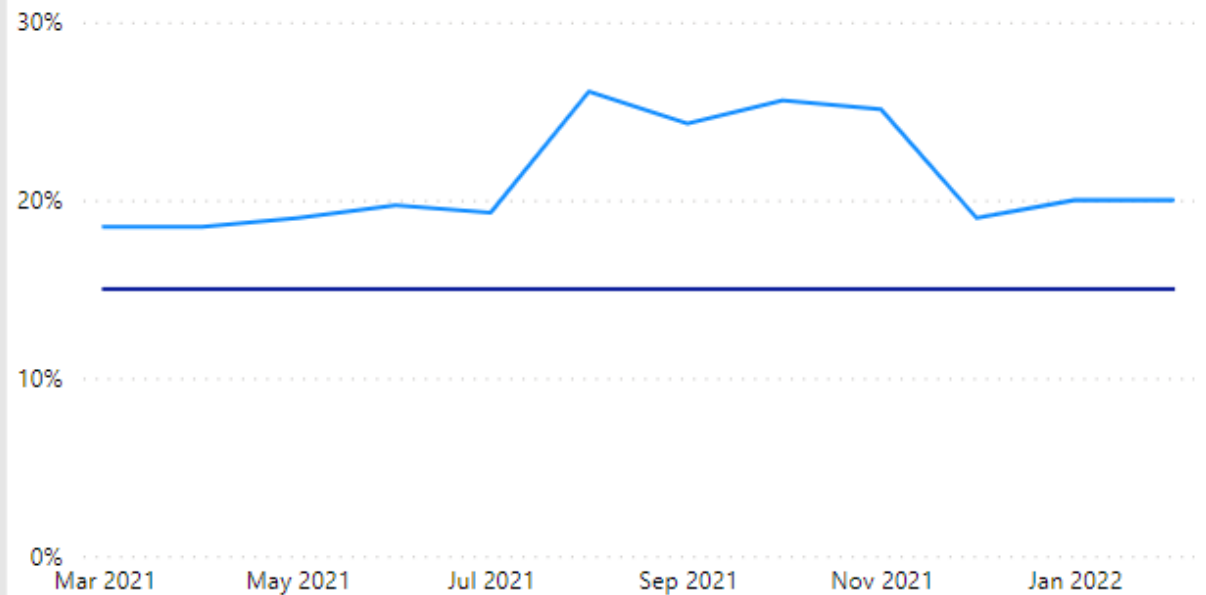
CP11. Average time in days between entering care and placed in adoptive placement - Trend



The average time in days between entering care and placed in adoptive placement remains below the 2021/2020 target. The average time in days reached the highest recorded in Q1 2021-22 at 385 and the lowest in Q2 at 364.

In Q4 2021/22 the average time in days reached 380, still a 1.3% decrease in comparison Q1.

CP12 % of CiC placed outside of 20 miles of home postcode - 12 Month Trend



Current Value Against Last Month

Amber

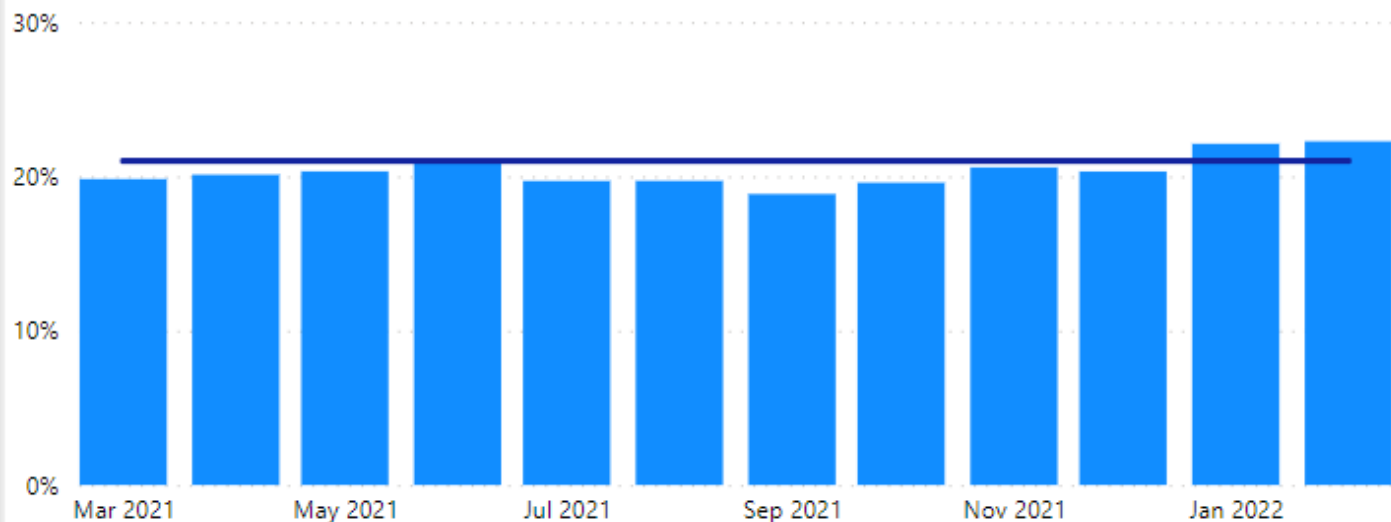
Current Value Against Target

Red

The % of children in care placed outside of 20 miles of home postcode remains above the 2020-21 target, 15%.

CLA placed more than 20 miles from their home post code has stayed at a steady % in the last 12 months, at 20% in Feb-22. This is a significant improvement in comparison to the highest recorded % in Aug-21 at 26%.

CP13 - % of CiC placed in in-house foster placements - 12 month Trend



CP13 Current Value Against Last Month

Amber

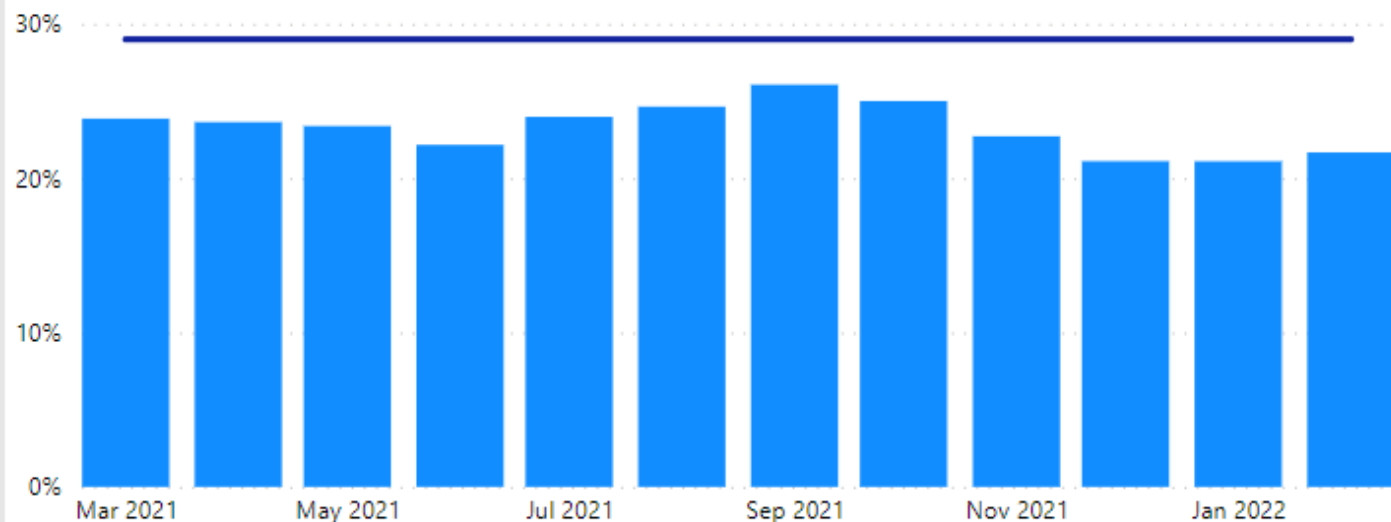
CP13 Current Value Against Target

Green

The % of In-house foster carer placements has remained relatively stable in the last 12 months.

The % exceeded the 21% 2020/21 target in Jan-22 and has remained above the target in Feb 2022 reaching 22.27% - a 12.4% increase in comparison to 12 months prior.

CP14 - % of CiC placed with Connected Carers - 12 month Trend



CP14 Current Value Against Last Month

Amber

CP14 Current Value Against Target

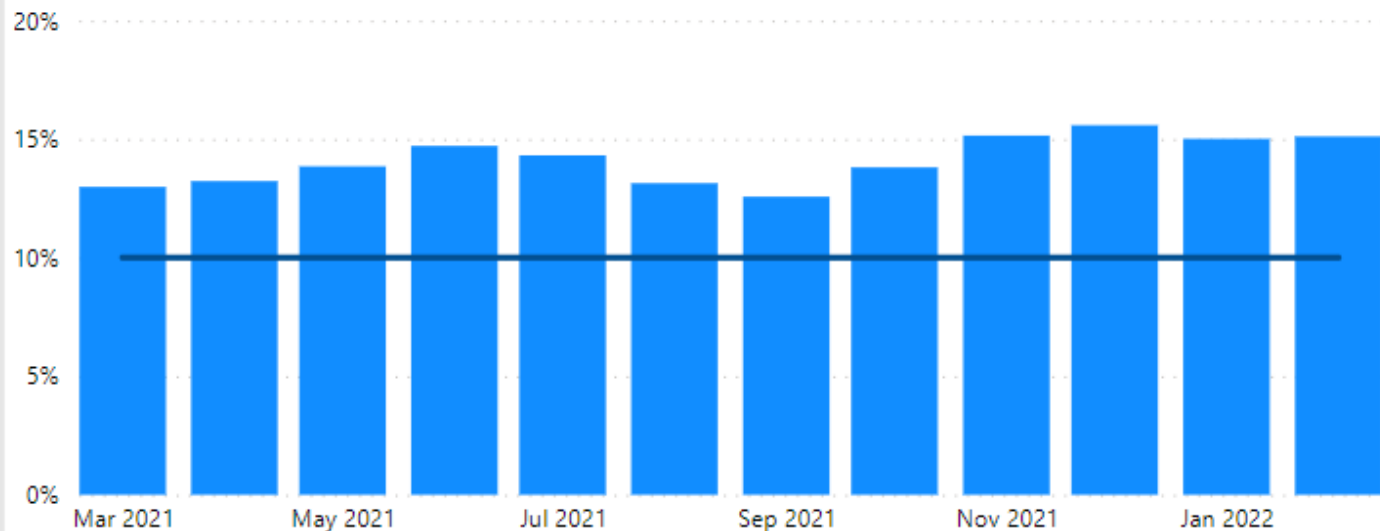
Green

The % of Connected Carer placements has slightly fluctuated in the last 12 months.

The % remains below the 2020/21 target of 29%, across all months recorded.

In Feb 2022 the % reached 21.67% - a 9.2% decrease in comparison to 12 months prior.

CP15 - % of CiC in residential placements - 12 month Trend



CP15 Current Value Against Last Month

Amber

CP15 Current Value Against Target

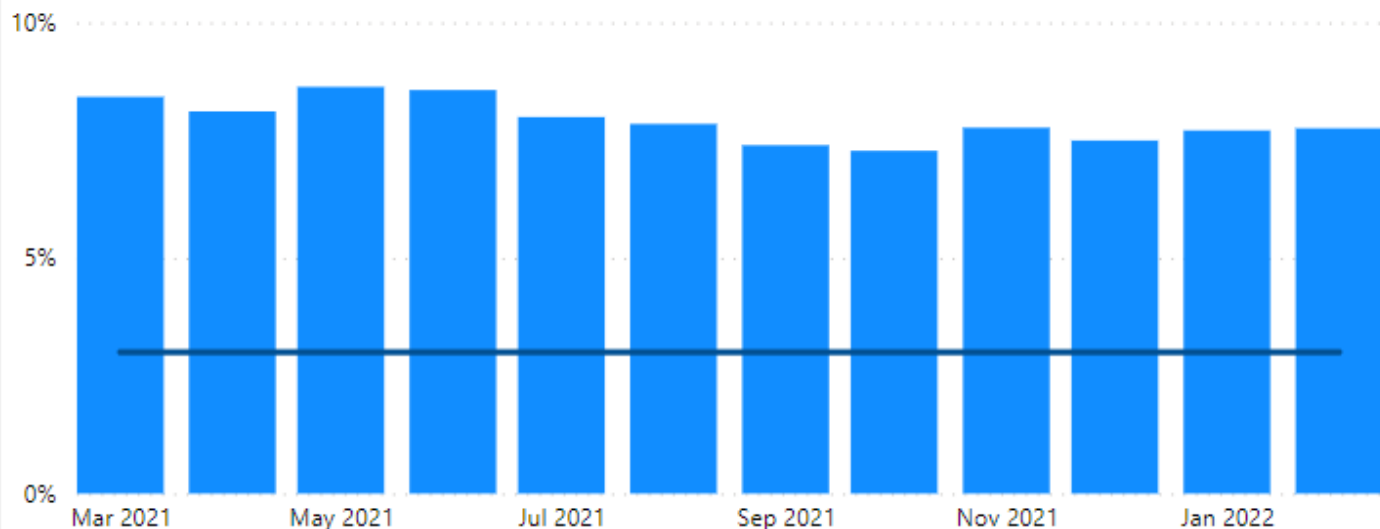
Red

The % of children in residential placements remain above the 2020-21 target, 10%, across all recorded months.

The number of residential placements has remained relatively stable, increasing to the highest recorded in 12 months in Dec 2021 to 15.58%.

The % reached 15.11% in Feb 2022, a 16.4% increase in comparison to 12 months prior.

CP16 - % of CiC in external residential placements - 12 month Trend



CP16 Current Value Against Last Month

Amber

CP16 Current Value Against Target

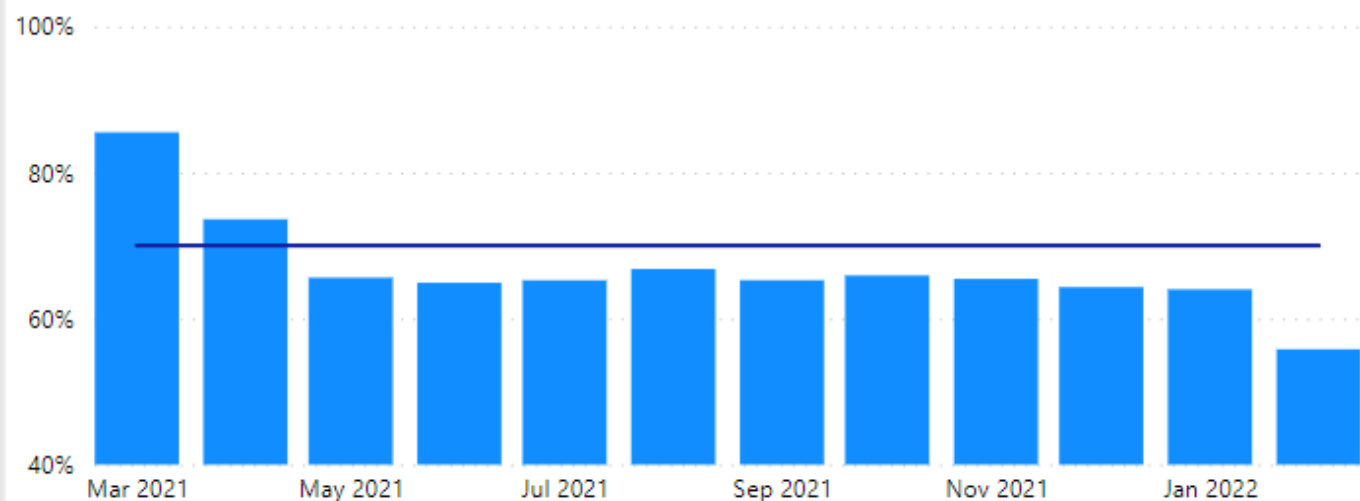
Red

The % of children in external residential placements remain above the 2020-21 target, 3%, across all recorded months.

The number of external residential placements has remained relatively stable, increasing to the highest recorded in 12 months in May 2021 to 8.63%.

The % reached 7.75% in Feb 2022, a 8% decrease in comparison to 12 months prior.

CP17. % of CiC in single placements in last 12 months - 12 Month Trend



Current Value Against Last Month

Green

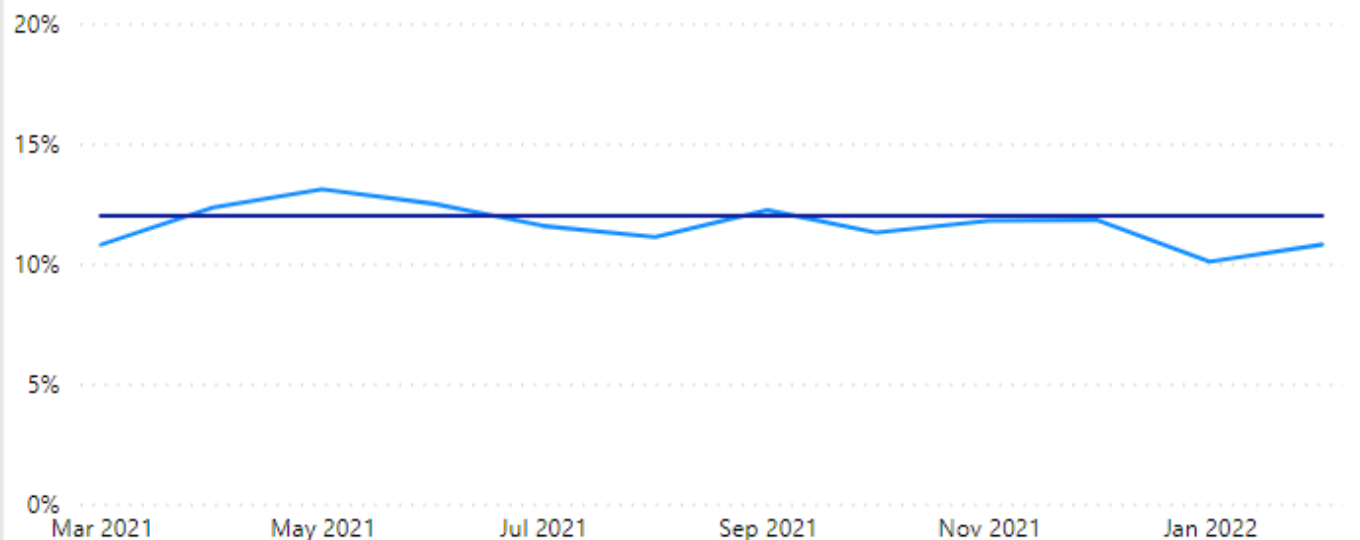
Current Value Against Target

Red

The % of children in care in single placements in the last 12 months has remained below the 2020-21 target, 70%, in all months recorded, other than in March and April 2021.

The % declined since the peak, reaching 55.8% in Feb 2022.

CP18. % of Care Leavers remaining with former foster parents - Trend



Current Value Against Last Month

Green

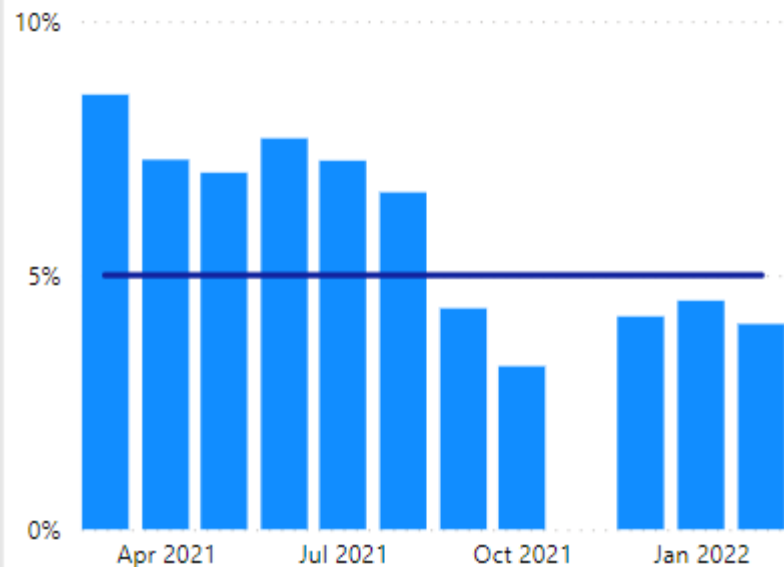
Current Value Against Target

Red

The % of Care Leavers remaining with former foster parents has slightly fluctuated in the last 12 months. The % reached the highest recorded in May 2021 at 13.10%.

The % remains below the 2020/21 target of 12%, in Feb 2022 reaching 10.80%.

CP19. % of CiC/CL placement breakdowns in last 12 months



Current Value Against Last Month

Green

Current Value Against Target

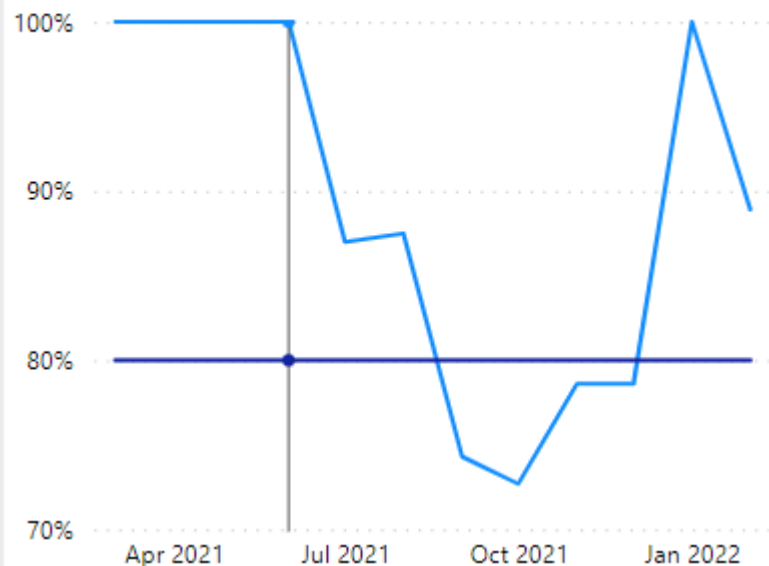
Green

The % of children in care/care leaver breakdowns in the last 12 months shows a significant decrease in Oct-21.

The % remains below the 2020-21 target in recent months. In Feb 2022 the % reached 4.04%, a -4.51% difference in comparison to 12 months prior.

Data was not captured for Dec-2021.

CP20. % of FFF young people who were on the edge of care and did not become Looked After



Current Value Against Last Month

Red

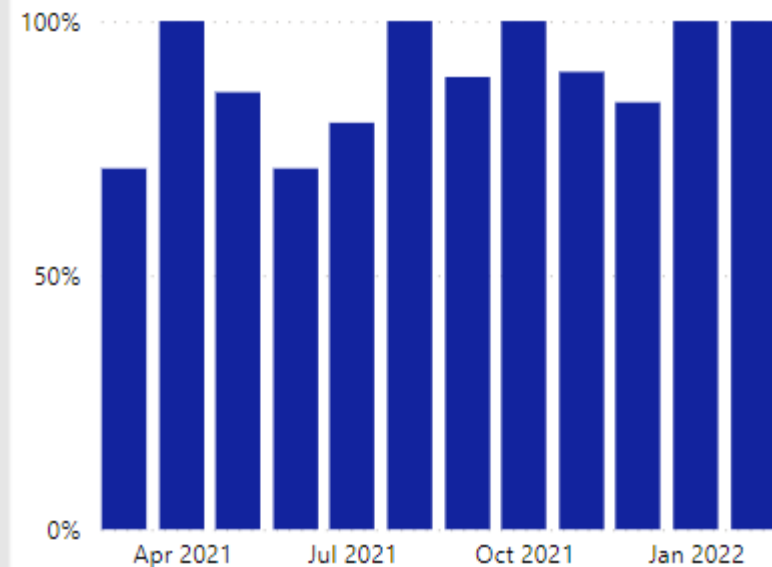
Current Value Against Target

Green

The % of FFF young people who were on the edge of care and did not become CLA remains above the 80% target in recent months.

In Feb 2022 the % reached 88.9%, a decrease in comparison to Jan-2022 and 12 months prior.

CP21. Number of IRO challenges resolved at Stage 1 or 2 (i.e. informally or first formal stage)



Current Value Against Last Month

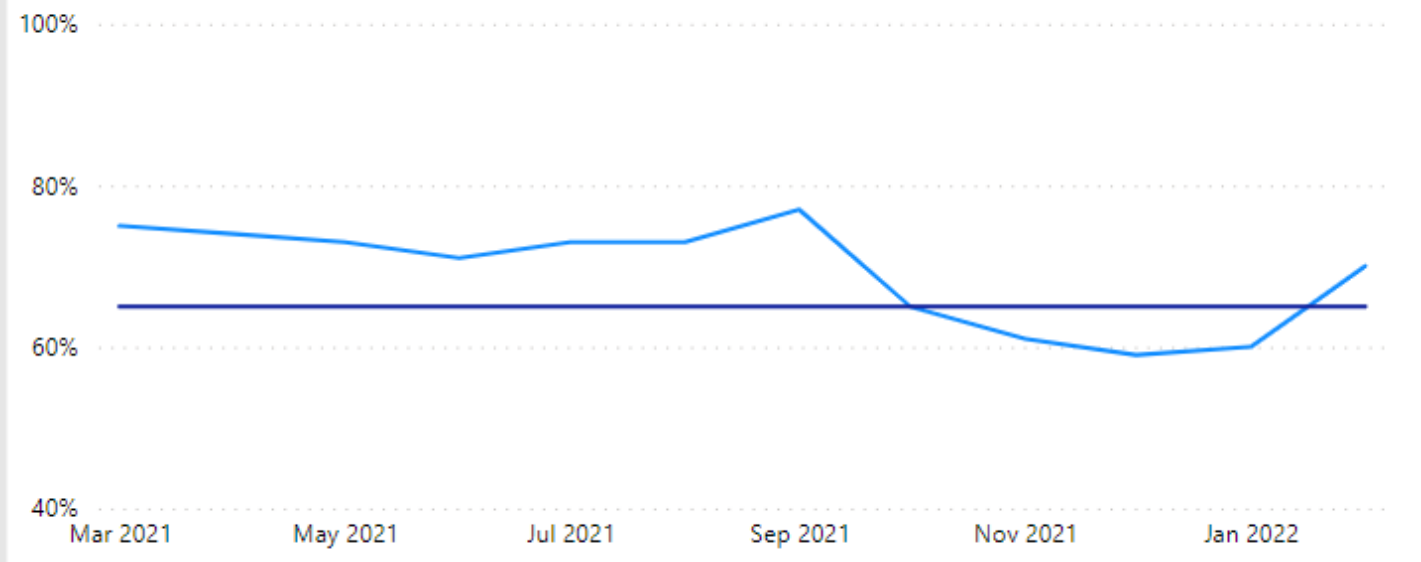
Amber

Current Value Against Target

Not Applicable/Awaiting...

The number of IRO challenges resolved at Stage 1 or 2 reached the lowest recorded in the last 12 months in June-21 at 71%. In recent months, the % has increased - reaching 100% in Jan 2022 and Feb 2022.

CP22. % of Post 16 CiC in EET - Trend



Current Value Against Target

Green

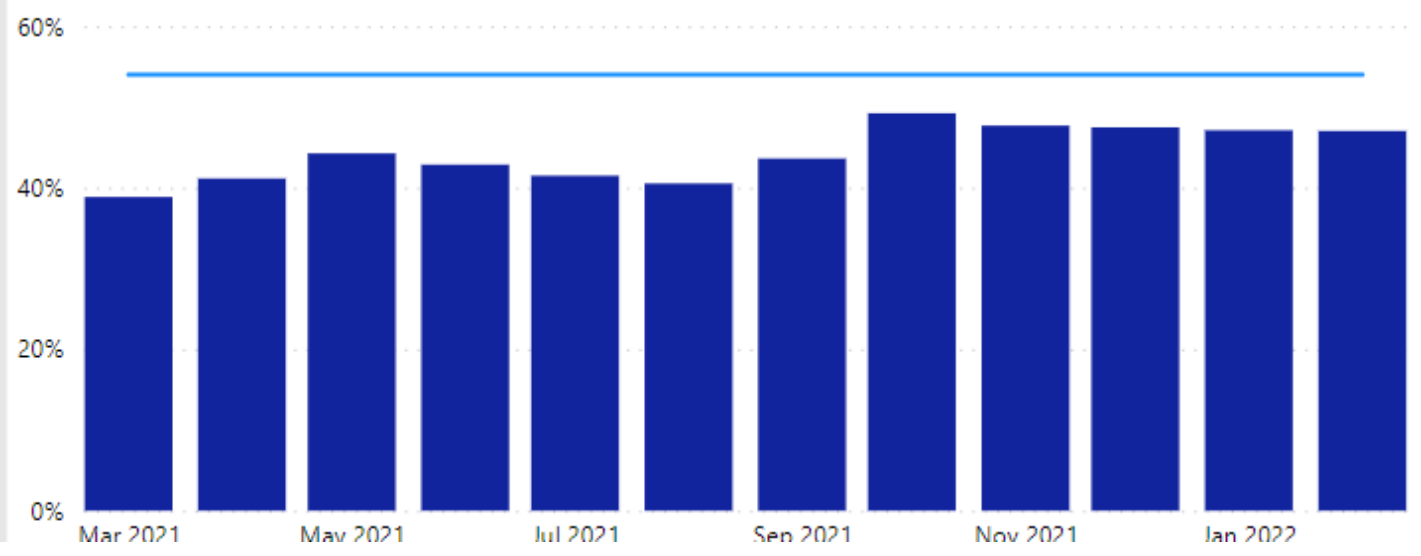
Current Value Against Last Month

Green

The % of Children in Care Post 16 in EET dropped below the 2020/21 target of 65% from Nov-21 to Jan-22.

In Feb 2022 the % increased to 70% - 5% above the target. This is a +10% difference in comparison to last month.

CP23 - % of Care Leavers in EET - Trend



Current Value Against Last Month

Amber

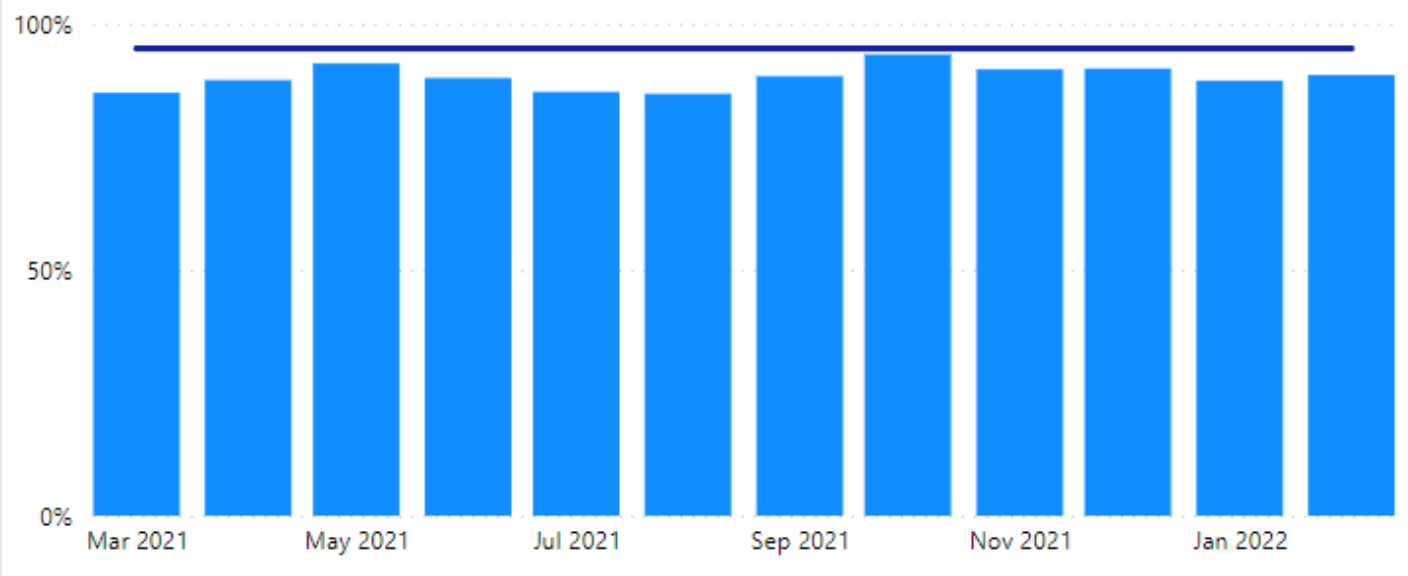
Current Value Against Target

Red

The % of Care Leavers in EET is relatively stable across all recorded months, remaining below the 2020-21 target 54%.

The highest recorded % was in Oct-21, which has decreased in recent months. The % reached 47% in Feb 2022 - a +8% difference in comparison to 12 months prior.

CP24 - % of Care Leavers in Suitable Accommodation - 12 month Trend



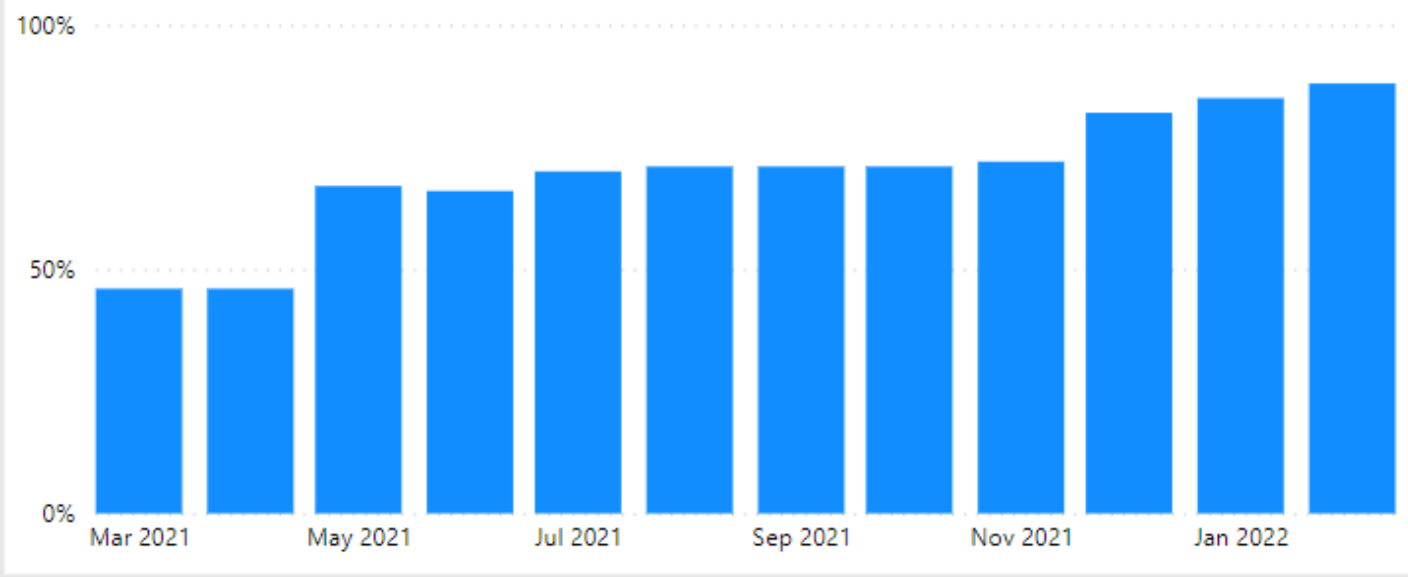
Current Value Against Last Month
Amber

Current Value Against Target
Red

The % of Care Leavers in suitable accommodation remains below the 2020/21 target, 95%, for all recorded months.

In Feb 2022 the % reached 89.60% - 4.2% increase in comparison to 12 months prior.

CP25 - % of SDQ's in 12 months (Aged 4-16 and CLA for 12+ Months) - 12 month Trend



Current Value Against Last Month
Amber

Current Value Against Target
Not Applicable/Awaiting...

The % of SDQ's in 12 months (Aged 4-16 and CLA for 12+ Months) has steadily increased over the last 12 months.

In Feb 2022 the % increased to 88%, a +3% in comparison to Jan 2022 and a +42% difference in comparison to 12 months previous.